

Student Manual for Online Exam :

Step 1

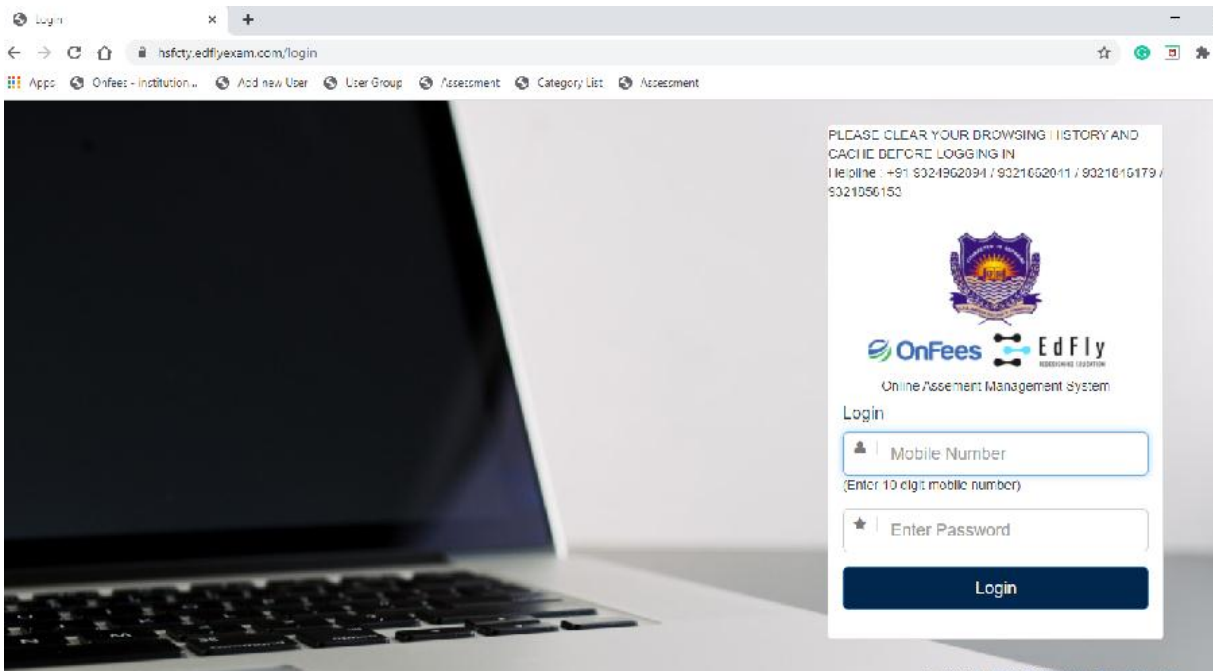
Click on the below link.

THIRD YEAR BCOM A & B DIV AND ATKT STUDENTS: <https://llcab.edflyexam.com/>

THIRD YEAR BCOM C&D DIV STUDENTS: <https://llccd.edflyexam.com/>

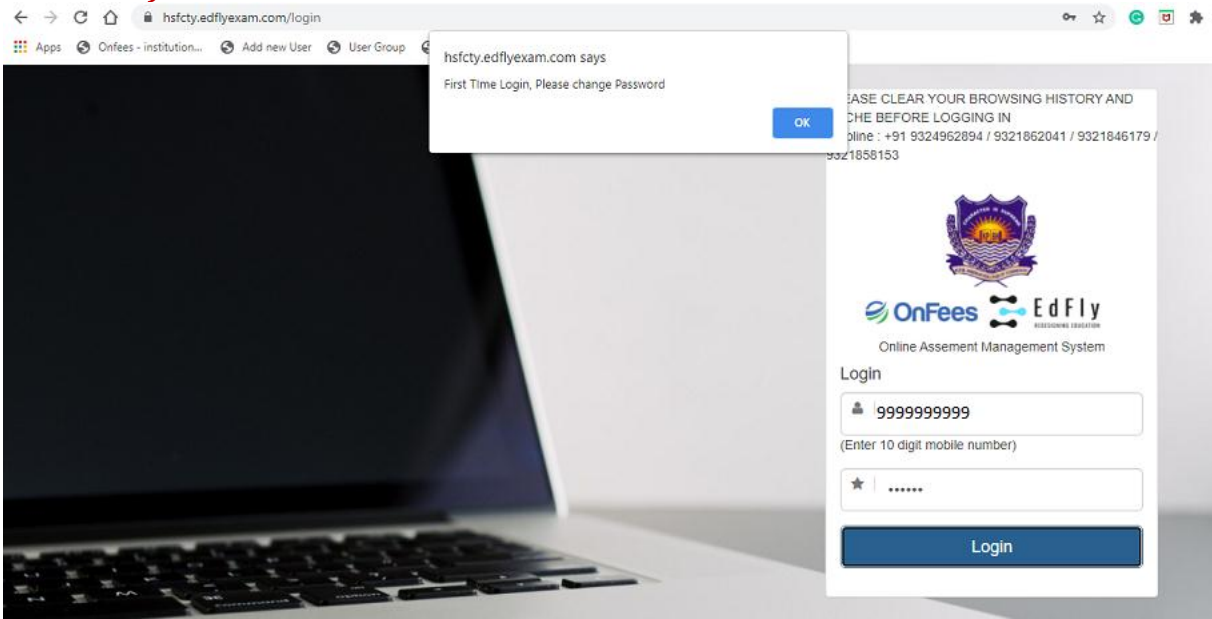
Step 2

You will be redirected to Exam login page



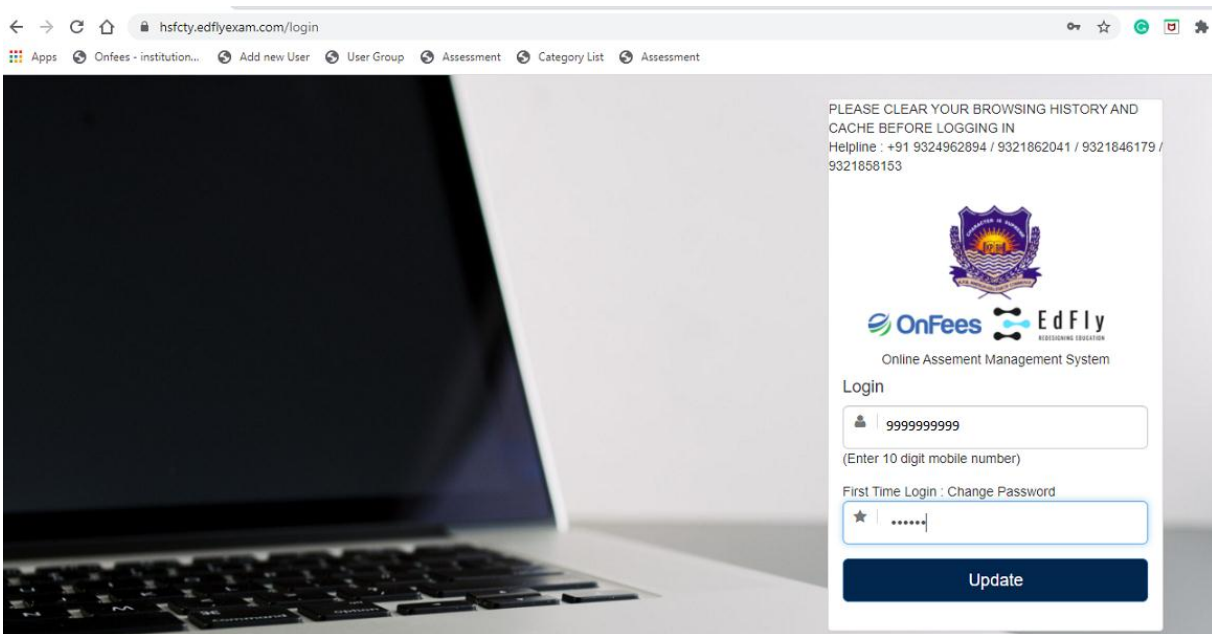
Step 3

Login with your registered Mobile number and Password as **123456 (This is one time Password)**



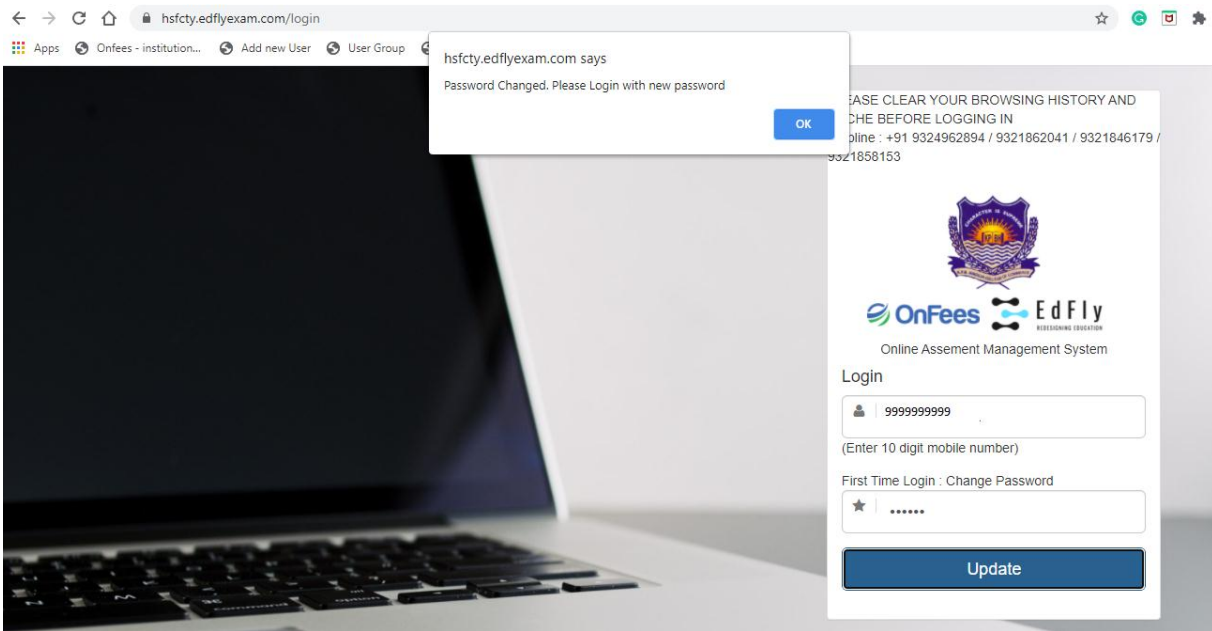
Step 4

You are required to change the password and set the new password which you will be using for all the exams.



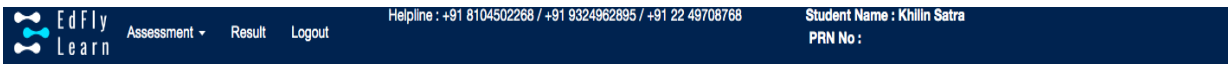
Step 5

Once you have set your new password, you are required to login again with that new password which is set by you as mentioned in step3



Step 6

After you have logged in to the exam portal you will have the access to give your respective exams. Click on Attempt to start with the exam.



Assessment

Cost And Management Account SEM-I ATKT	Strategic Management (ATKT Exam SEM-I)	MOCK TEST (MCOM ATKT SEM I/II/III)
Duration (in min.) 60	Duration (in min.) 60	Duration (in min.) 60
✓ No. of Questions: 25	✓ No. of Questions: 25	✓ No. of Questions: 10
✓ Allow Maximum Attempts: 1	✓ Allow Maximum Attempts: 1	✓ Allow Maximum Attempts: 5
Attempt	Attempt	Attempt

Powered by EasyTech Innovations Pvt. Ltd.

Step 7

New window will open and you will see instructions before your exam starts and at the end of instructions you will see start assessment link. It will get activated only at the time of your exam. For e.g. if your exam is between 11am-12pm then this link will be get activated at 11am onwards. Click on start Assessment and your exam will start.



Attempt Assessment

Assessment Name	Cost And Management Account SEM-I ATKT
Description	
Start Date (Assesment can be attempted after this date. YYYY-MM-DD HH:II:SS)	2020-09-22 14:00:00
End Date (Assesment can be attempted before this date. eg. 2017-12-31 23:59:00)	2020-09-22 14:20:00
Duration (in min.)	60
Allow Maximum Attempts	1
No Of Questions	25
Total Marks	50

[Start Assessment](#)

Step 8

After you click on Start assessment your exam & Timer will start. As you see once you start answering boxes on your right starts changing colours. You can give answers and **CLICK ON SAVE & NEXT**. You can go back to any question during exam time and edit your previous answer. You can mark your question if you want to review later.

MATHS MOCK TEST Time left: 01:39:26

[G K Mock](#) [MATHEMATICS Mock](#)

Question 3) How many days do we have in a week?

A) SEVEN

B) SIX

C) FIVE

D) NINE

Questions

1	2	3	4	5	6	7
8	9	10	11	12	13	14
15	16	17	18	19	20	21
22	23	24	25	26	27	28
29	30					

Answered
 UnAnswered
 Review-Later (RL)
 Not-visited

[Review Later](#) [Back](#) [Save & Next](#)

And on last question you will see **SUBMIT EXAM** tab.

Question 25) He _____ all of them.

- A) went
- B) listened
- C) spoke
- D) wanted

Questions

1	2	3	4	5	6	7
8	9	10	11	12	13	14
15	16	17	18	19	20	21
22	23	24	25			

- Answered
- UnAnswered
- Review-Later (RL)
- Not-visited

Once you click on submit tab it will ask you again to reconfirm.

Do you really want to submit this Assessment?

Cancel Submit Exam

- A) went
- B) listened
- C) spoke
- D) wanted

- Answered
- UnAnswered
- Review-Later (RL)
- Not-visited

Click on Submit Exam and your exam will get submitted.

ALL THE BEST!